

How to Subscribe to a Podcast –

iTunes Directions From a Computer- *(Directions adapted from the instruction page on the Happier Podcast with Gretchen Reuben)*

Step 1 – From the [iTunes link](#), click the blue “View in iTunes” button. This will launch/open your iTunes application directly to

The screenshot shows the iTunes interface for the 'Preschool and Beyond' podcast. At the top, there are navigation buttons for 'Podcasts', 'Library', 'Unplayed', and 'Store'. Below that, the breadcrumb path is 'Podcasts > Education > Preschool and Beyond'. The main content area features the podcast's cover art, which has the title 'Preschool and Beyond' written in a stylized, hand-drawn font. To the right of the cover art, the title 'Preschool and Beyond' is displayed, followed by a 'Details' button and links for 'Ratings and Reviews' and 'Related'. Below this is a 'Description' section with the text: 'Discovery Child Development Center brings you a podcast to help answer many of the m challenging issues facing preschoolers and families.' A red arrow points to the 'Subscribe' button located below the cover art. At the bottom of the page, there is a table of episodes and a 'LINKS' section.

▲	NAME	TIME	RELEASED	DESCRIPTION
1	Episode 2 - Yes, You Ca...	17 min	Sep 30, 2016	Pre-K Tea... <i>i</i>
2	Episode 1 - It's So Hard ...	12 min	Sep 30, 2016	In this epis... <i>i</i>
3	Podcast Promo Episode...	1 min	Sep 16, 2016	Preschool ... <i>i</i>

TOTAL: 3 ITEMS

Step 2 – Click the “Subscribe” button in iTunes to subscribe to Preschool and beyond.

Preschool and Beyond

By Preschool and Beyond



To listen to an audio podcast, mouse over the title and click Play. Open iTunes to download and subscribe to podcasts.

This screenshot shows a different view of the 'Preschool and Beyond' podcast page. On the left is the same hand-drawn cover art. To the right is the 'Description' section with the text: 'Discovery Child Development Center brings you a podcast to help answer many of the most common, and most challenging issues facing preschoolers and families.' Below the description is a table of episodes. At the bottom left, there is a blue 'View in iTunes' button with a red arrow pointing to it.

Name	Description	Released	Price
1 Episode 2 - Yes, You Can ...	Pre-K Teacher Courte... <i>i</i>	9/29/2016	Free View in iTunes >
2 Episode 1 - It's So Hard t...	In this episode presch... <i>i</i>	9/29/2016	Free View in iTunes >
3 Podcast Promo Episode - ...	Preschool and Beyond ... <i>i</i>	9/16/2016	Free View in iTunes >

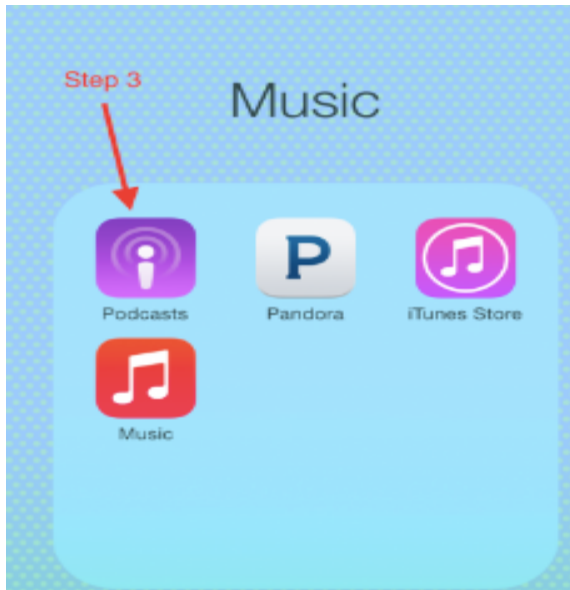
iPhone/iPad Directions

Step 1: From your phone's home screen, open up the App Store application. (Note, the location of your app will vary from the images below, but the app icon will look the same). **If you already have a podcast app on your phone or iPad, you can jump directly to step 3*

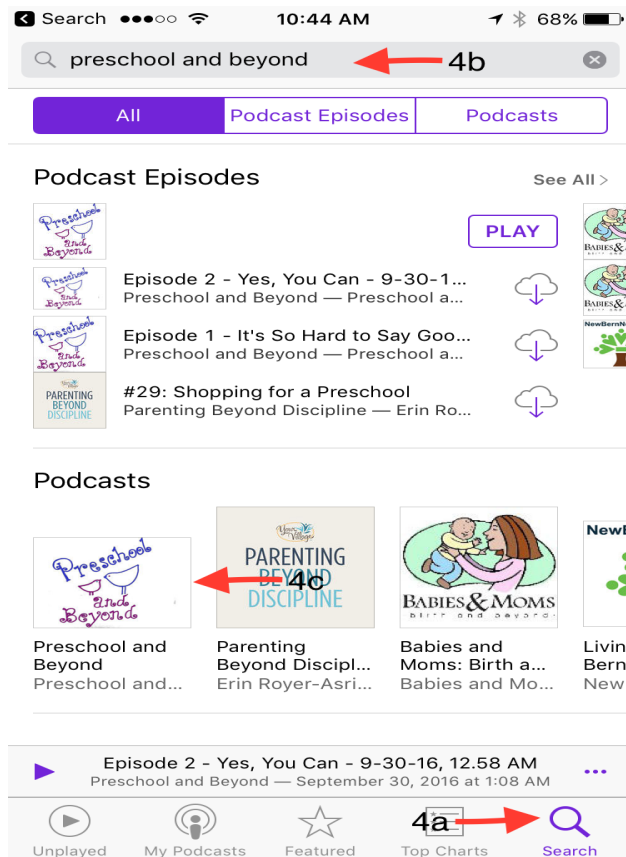


Step 2: Once the app is open, press the "Search" icon at the bottom of the screen and search for "podcast app". The Podcast app will appear for you to download.

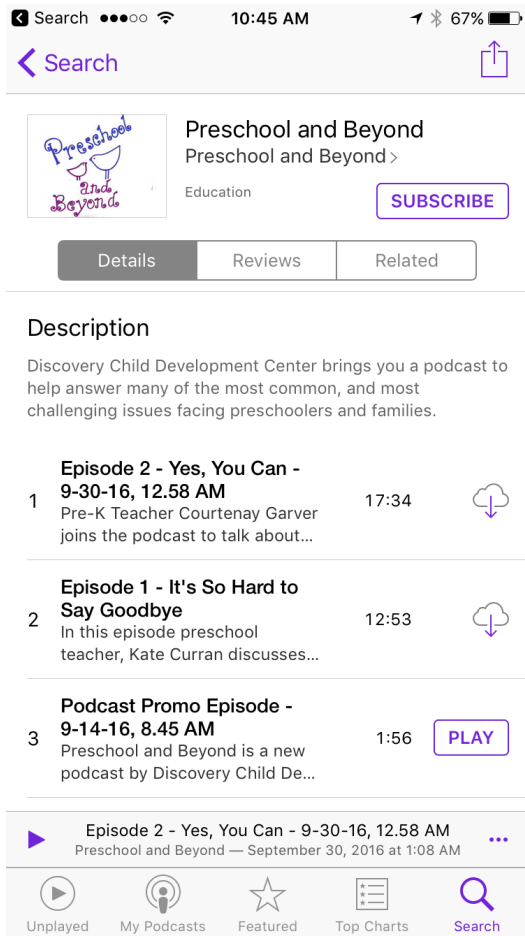
Step 3: After the Podcast app has been downloaded, locate the app on your phone and open it.



Step 4: **Step 4a:** Click the “Search” icon at the bottom of the screen **Step 4b:** type “Preschool and Beyond” into the search bar at the top of the screen. The podcast will then appear in the main page area. **Step 4c:** Click the large image under “Podcasts”.



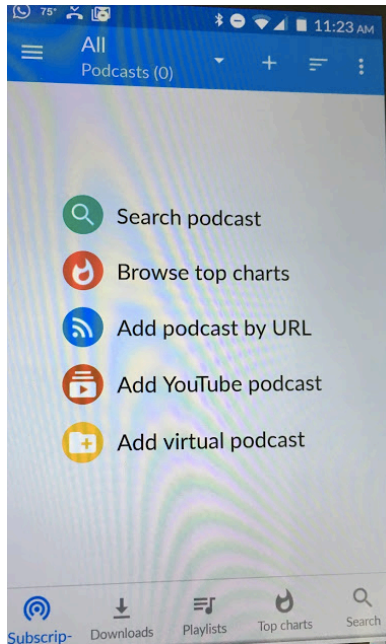
Step 5: Click the purple “SUBSCRIBE” button to subscribe.



*** To help us reach more families, please consider leaving us a 5 star review. It really helps other listeners find our podcast.**

Android Directions

1. Step 1 – Download a podcast app such as Podcast Republic and open it up
2. Step 2 – Select search podcast and type Preschool and Beyond.



3. The podcast should come up and then click the ADD button
4. You should then be subscribed to the Podcast!

